


2358 PLANKS

GOOD / BETTER / **BEST**

COLORS¹




White Almond Sandstone Brown



Gray Black Graphite

ACCENTS WOODTONES¹



Walnut Driftwood Mahogany Cedar



Dark Oak Natural Oak Carbon Oak

OVERSIZED⁴ WINDOW INSERTS



No Inserts Stockton Arched Stockton




Cascade Madison Arched Madison

GLASS



Plain Frosted Tinted Obscure Glue Chip Seeded

DESIGNER GLASS




Newport Florence



Specifications

Panel Style	Planks
Section Construction	2in. Thick - 2-Sided Steel
Section Material	27 ² Ga. Steel
Insulation Type	Polyurethane
R-value / Thermal Performance	R-17.54
Powder Coating¹	188 colors
Window Style³	Oversized ⁴ [42in. x 15in.]
Glass	Insulated
Wind Load	Non-Impact and Impact Rated
Warranty	Limited Lifetime on Sections 3 Years on Springs 6 Years on Hardware



¹ Refer to your local C.H.I. Dealer for exact color and woodtones match. ² Lower steel gauge [ga.] number indicates stronger steel. ³ Model number indicates window style. ⁴ Long [40.5in. x 12.75in.] windows will be substituted in doors with windows in 18in. sections.

