

Section Thickness: 2"
 Section Heights: 21", 24"

Panel Material: Hot dipped galvanized steel
 20 gauge exterior

Panel Profile: Two horizontal ribs with alternating
 'v' grooves

End & Center Stiles: Box style, 18 gauge
 galvanized steel, full height of section /
 Riveted to inside rails & face of door

Insulation: Not available

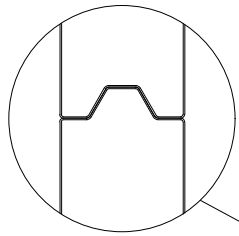
Color: Polyester primer and top coat in C.H.I.;
 White, RAL# powder-coating exterior /
 White, RAL# powder-coating interior

Glazing Options: 1/8"; Clear DSB, Polycarbonate,
 Tinted, Tempered in 24"x6", 24"x12" /

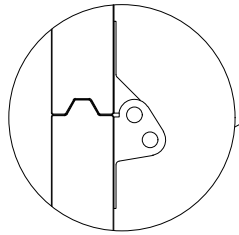
Full-View Aluminum
 (Full-View Aluminum frame to match size and panel layout of steel section)
 (Check Full-View Aluminum door for color, glass, end stile and rail options)

Values are for standard product, contact C.H.I. for options

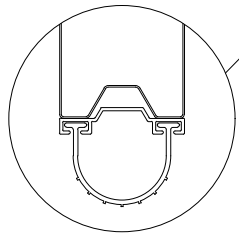
REV. July 2018



Joint Detail
 Tongue and groove design



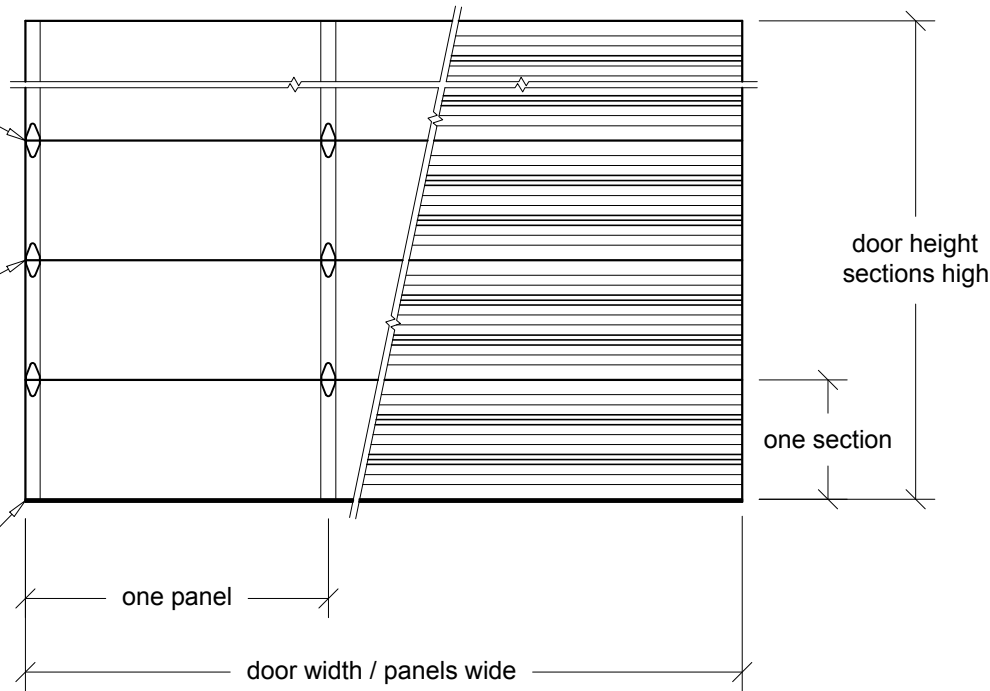
Hinge Detail
 Graduated end hinges
 ≥ 16'-3" wide = double end hinges
 minimum 14 gauge



Bottom Seal Detail
 Vinyl astragal in
 aluminum retainer

Interior Elevation

Exterior Elevation



Door Width	Panels Wide	Door Height	Sections High
08'-00" to 09'-05"	2	08'-00"	4
09'-06" to 12'-11"	3	08'-03" to 10'-00"	5
13'-00" to 16'-05"	4	10'-03" to 12'-00"	6
16'-06" to 20'-02"	5	12'-03" to 14'-00"	7
20'-03" to 24'-02"	6	14'-03" to 16'-00"	8

Available in 1" width increments
 Available in 3" height increments
 (6'-3", 6'-6", 6'-9", 8'-3", 8'-6", 10'-3" not available)

Contact C.H.I. for special sizing outside of listed pricebook charts

Door Mark	Door Width	Door Height	Door Type	Project Name	Prepared By
Door Quantity	Opening Width	Opening Height	Jamb Type	Operation	Date
Quote Number	Panels Wide	Sections High	Color	Door Company	Sheet
Architect				Contractor	www.chiohd.com 1485 Sunrise Drive, Arthur, IL 61911 Email: aia@chiohd.com Phone: (800) 590-0559 Fax: (800) 738-5066

