

# FULL-VIEW ALUMINUM

COMMERCIAL SECTIONAL DOORS





Full-View Aluminum shown optional powder coat and plain glass.





# ***COMBINE HIGH-DESIGN & FUNCTION***

A clean modern look combined with flexibility, durability, and quality make this door the perfect choice for many applications. Choose from a variety of glass or solid panels to make your building project stand out from the rest.



**DOORVISIONS**  
See your door before you buy it! Scan the QR code  
or go to [doorvisions.chiohd.com](http://doorvisions.chiohd.com)







# ***A PERFECT COMPLEMENT FOR YOUR BUILDING OR DESIGN PROJECT.***

Full-View doors traditionally have been used where high visibility is important such as fire houses and auto dealerships – but these can be used for many different applications. Combining flexibility in panel sizes with glass options and expansive color options, they will enhance and improve the function of your commercial space.



## **BEST MARKET USES**

Restaurant / Pub • Extend Interior / Outdoor Spaces • Car Wash  
Open Concepts • Storefronts • Auto Dealerships • Service Centers  
Fire Departments • Modern Residential







# KEY COMPONENTS & SPECIFICATIONS



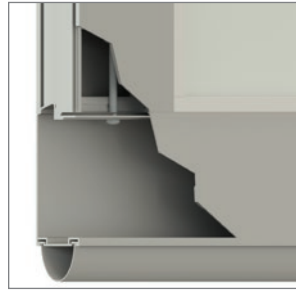
## INSULATION

Optional insulated section rails are available providing additional thermal protection for your garage space.




## BULB SEAL

Integrated bulb seal eliminates air and water infiltration keeping your interiors protected from the unwanted elements.



## SECTION CONSTRUCTION

Rail and stile sections are assembled with through bolts for added strength and longevity.



## SECTION PANELS

Polystyrene insulation available for solid sectional panels.



### Wind Load & Impact Doors

C.H.I.'s improved rail design has been tested and rated to the rigors of ANSI/DASMA 105 for air infiltration and thermal performance. See our updated specifications for more information.



### Sound Transmission

C.H.I. Full-View Aluminum doors have been tested and certified for an STC (sound transmission class) Rating of 27.



### Commercial Warranty

Part of owning a C.H.I. garage door is knowing that you can rely on the industry's best warranty. To maintain proper operation, an annual service inspection by a C.H.I. dealer is encouraged.

*Details at [chiohd.com/support](http://chiohd.com/support)*

## SECTION INSULATION PROFILES

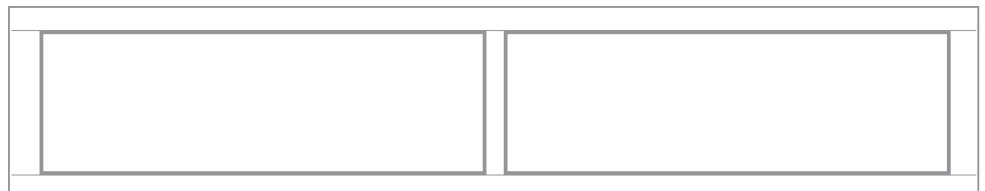


3295 No Insulation



3297 Polystyrene

## EXTERIOR PANEL PROFILES



## SECTION CONSTRUCTION

- Sections are 2 inches thick, and assembled with through bolts at each vertical stile location
- Finishes are available in clear anodized or select one of our 188 RAL powder coat color options
- Section joints are tongue-and-groove with added bulb seal
- Insulated and 1/4" tempered glass is available in certain sizes (Call your distributor for quote)
- Substitute glass for insulated or non-insulated Aluminum panels
- Easily replace damaged glass or aluminum panels with removable aluminum retainers

## TRACK CONFIGURATIONS

- Tracks are 2" or 3" as specified
- Available in bracket mount, clip angle mount, angel mount, 12" radius, 15" radius, high lift, vertical lift, follow roof line, or dual track low head room

## HARDWARE & SPRINGS

- Package includes 11-gauge or 14-gauge hinges, as specified
- 2" or 3" long-stem or short-stem steel rollers with 10 ball bearings
- Heavy-duty adjustable top roller brackets
- Match hinges to sections for a seamless interior look, available in all 188 RAL powder coat color options
- Torsion springs are helically wound with oil-tempered wire
- All springs are individually-calibrated for each door
- All tubes are galvanized for rust resistance



## Full-View Aluminum Model Comparison Chart

	Section Thickness	Model	Exterior Panel Profile	Aluminum Solid Panels	Max. Size <sup>2</sup>	Window Type	Glass <sup>3</sup>	Colors <sup>1</sup>
No Insulation	2"	3295	Full-View	Insulated or Non-Insulated	24'2" x 20'0"	Full-View	Plain <sup>4</sup> , Frosted <sup>4</sup> , Tinted, Obscure	Clear Anodized, PC <sup>2</sup>
Polystyrene Insulation	2"	3297	Full-View	Insulated or Non-Insulated	24'2" x 20'0"	Full-View	Plain <sup>4</sup> , Frosted <sup>4</sup> , Tinted, Obscure	Clear Anodized, PC <sup>2</sup>

<sup>1</sup> Refer to your local Dealer for exact color or finish match. <sup>2</sup> PC = Polyurethane powder coat is limited to 20'2". Polystyrene is limited to 24'2" based on that is the maximum length of models. Consult factory for larger sizes. <sup>3</sup> Special glass options available, check website for new options. <sup>4</sup> Laminated options available for Plain and Frosted glass.

## OPTIONAL FEATURES

### FINISH

A natural silvery metallic appearance with a thin oxide layer that is more rigid and corrosion resistant.



Clear Anodized

### POWER COATING<sup>1</sup> [PC]


Our in-house powder coating provides 100's of color options while providing a maintenance free, durable finish.



Refer to your local C.H.I. Dealer for more information.

### SUPER DURABLE POWDER COAT COLORS<sup>1</sup> All powder coat colors add 1-week lead time.

Hot dipped galvanized coating with a solid polyester primer and topcoat in a variety of colors adds visual interest and protection against the elements.




White



Almond



Sandstone



Brown



Bronze




Dark Bronze



Gray



Desert Tan

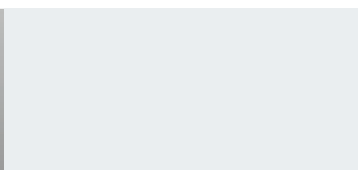


Black

### GLASS In addition to our standard glass offering, customize your door with specialty glass, solid panels or special materials. Contact your C.H.I. Dealer for options and details.




Plain



Frosted




Tinted



Obscure

### SPECIALTY GLASS



In addition to our standard glass offering, customize your door with specialty glass or special materials.

### UPGRADE TO SEAMLESS HARDWARE



Hinges and track can be upgraded to match powder-coated sections, creating a seamless appearance from the interior view.

WWW

WANT TO SEE MORE?

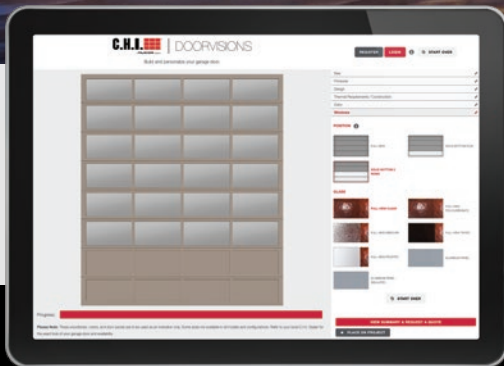

Visit [chiod.com/full-view-aluminum](http://chiod.com/full-view-aluminum)

DOORVISIONS FEATURING COMMERCIAL DOORS

doorvisions.chiohd.com



# VISUALIZE YOUR PROJECT WITH C.H.I. DOORS



With DoorVisions, get true-size renderings down to the section stack and window placements. DoorVisions is a powerful tool that will bring your project to life.



[CHIOHD.COM/ARCHITECTS](https://chiohd.com/architects)

## CONNECT WITH A CONSULTANT

Sometimes you need expert advice on new or challenging design ideas. That's why C.H.I. Overhead Doors has an architectural design support team dedicated to assisting you in every state of the design process: from determining the appropriate closure option to choosing the best door for your design.

Your Local Garage Door Professional

chiohd.com | 1485 Sunrise Drive | Arthur, IL 61911 | USA

All information presented is based on the specifications and features available at the time of printing and is subject to change without notice.

CHI095 20-240052 0604-01 / ©2024 C.H.I. Overhead Doors - a NUCOR® company.

All rights reserved. Printed in USA.