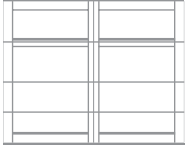
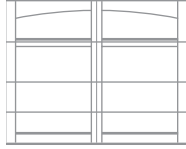




27 GA - **SHORELINE** SANDWICH DOORS / POLYURETHANE INSULATED **Model 5602**

Squared Top

**Model 5602A**

Arched Top

chiod.com1485 Sunrise Dr.
Arthur, IL 61911
(800) 677-2650**STANDARD FEATURES**

- 27 gauge interior/exterior face, woodgrain embossed steel. Hot dipped galvanized G40 coating
- Wood grain poly trim boards adhered to steel base door using high performance adhesives to create carriage house designs
- 2-1/2" thick sections
- Tongue and groove section joints
- 18", 21" and 24" section heights
- End stiles: 20 ga., painted white
- 1-7/8" thermally-broken, CFC/HFC free polyurethane insulation
- **U-Factor = 0.19¹**, R-Value = 17.54¹ 
- No lock standard
- Minimum 82" horizontal angle
- Available heights: 6'6" to 10' in 3" height increments
- Spade decorative hardware w/screws [4 strap hinges and 2 handles] - field install

ACCENTS WOODTONESWOODTONES: WALNUT, DRIFTWOOD, CEDAR, DARK OAK
TWO-TONE OVERLAY BOARD COLORS: BLACK**TRACK**

- 15" radius bracket mount track
- Up to 8'0" height - 17 gauge 2" track
- 8'0" to 10'0" height - 16 gauge 2" track
- Over 10'0" height - 14 gauge 2" track
- Vertical track to be bolted or riveted with track brackets
- Horizontal track to be reinforced with 14 gauge angle according to door size and weight.

HARDWARE

- Graduated hinges - 14 gauge
- Top fixtures - 14 gauge
- Bottom fixtures - 13 gauge
- Rollers - 10 ball bearings with casehardened steel tire on a solid steel shaft

WEATHER SEAL

- Double contact vinyl floor seal full width of door.
- Optional header and jamb seals.

SPRING COUNTERBALANCE

Oil tempered torsion springs are mounted on a cross-header shaft supported by galvanized steel ball bearing end plates and center bracket[s]. Springs are custom designed for exact door weight and size in accordance with current ANSI 102 standards for a minimum of 10,000 cycles. Counterbalance is transferred through galvanized aircraft quality cables secured to bottom of door.

STRUTTING

Galvanized strutting provided according to door size and design.

GLAZING

Faux [imitation windows]

1/8" Single Pane: Plain [DSB], Obscure, Tinted, Polycarbonate

1/2" Insulated: Plain [DSB], Obscure, Tinted, Rain Glass, Seeded, Frosted

FRAMING / INSTALLATION

Torsion spring mounting pads, jamb plates, header plates and associated track system hangers shall be furnished by other than C.H.I. All installation quality and workmanship is responsibility of Contractor and is to be executed in accordance with C.H.I. installation instructions, local and state building codes and work site safety regulations.

¹ Compliance with the DASMA Thermal Performance Program.