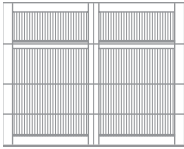
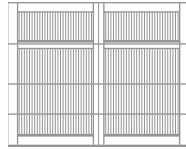




27 GA - **FIBERGLASS-FACED OVERLAY** SANDWICH DOORS / POLYSTYRENE & POLYURETHANE INSULATED **Model 5500****Model 5800**chiohd.com1485 Sunrise Dr.
Arthur, IL 61911
(800) 677-2650**STANDARD FEATURES**

- Fiberglass face with 1-1/2" vertical beaded pattern and wood grained poly trim boards are adhered to steel base sections to create carriage house designs
- 2-1/2" thick sections
- Tongue and groove section joints
- 18", 21", and 24" section heights
- End stiles: 20 ga., painted white
- 5500:** 1-13/16" CFC free polystyrene insulation
- R-Value = 10.67
- 5800:** 1-7/8" thermally-broken, polyurethane insulation
- U-Factor = 0.19¹**, R-Value = 17.92
- No lock standard
- Squared top section with no windows
- Heavy Duty Hardware
 - 14 ga hinges and 10 ball rollers
- Minimum 82" horizontal angle
- Available heights: 6'6" to 10' in 3" height increments
- Spade decorative hardware w/ screws [4 strap hinges and 2 handles] - field install

PRE-FINISHED COLORS

WHITE, ALMOND, SANDSTONE, BRONZE

TRACK

- 15" radius bracket mount track
- Up to 8'0" height - 17 gauge 2" track
- 8'0" to 10'0" height - 16 gauge 2" track
- Over 10'0" height - 14 gauge 2" track
- Vertical track to be bolted or riveted with track brackets
- Horizontal track to be reinforced with 14 gauge angle according to door size and weight

HARDWARE

- Graduated hinges - 14 gauge
- Top fixtures - 14 gauge
- Bottom fixtures - 13 gauge
- Rollers - 10 ball bearings with casehardened steel tire on a solid steel shaft
- Heavy duty hardware

WEATHER SEAL

Double contact vinyl floor seal full width of door.

SPRING COUNTERBALANCE

Oil tempered torsion springs are mounted on a cross-header shaft supported by galvanized steel ball bearing end plates and center bracket[s]. Springs are custom designed for exact door weight and size in accordance with current ANSI 102 standards for a minimum of 10,000 cycles. Counterbalance is transferred through galvanized aircraft quality cables secured to bottom of door.

STRUTTING

Galvanized strutting provided according to door size and design.

GLAZING

Faux [imitation windows]

1/8" Single Pane: Plain [DSB], Obscure, Tinted, Polycarbonate**1/2" Insulated:** Plain [DSB], Obscure, Tinted, Rain Glass, Seeded, Frosted**FRAMING / INSTALLATION**

Torsion spring mounting pads, jamb plates, header plates and associated track system hangers shall be furnished by other than C.H.I. All installation quality and workmanship is responsibility of Contractor and is to be executed in accordance with C.H.I. installation instructions, local and state building codes and work site safety regulations.

¹ Compliance with the DASMA Thermal Performance Program.