




27 GA - **SKYLINE FLUSH** SANDWICH DOORS / POLYURETHANE INSULATED **Model 2128**


Short Windows

**Model 2148**

Long &amp; StyleLite Windows

**Model 2158**

Oversized Windows

[chiohd.com](http://chiohd.com)1485 Sunrise Dr.  
Arthur, IL 61911  
(800) 677-2650**STANDARD FEATURES**

- 27 gauge interior/exterior face, woodgrain embossed steel.
- 2" thick sections
- Tongue and groove section joints
- 18", 21", and 24" section heights
- 1-7/8" thick CFC and HFC free urethane foamed in place - thermally broke
- **U-Factor = 0.19<sup>1</sup>**, R-Value = 17.54
- Center stile in top section
- End and center stiles: 20 ga
- No lock standard
- Available in 3" height increments [except 7'3"]

**PRE-FINISHED COLORS & ACCENTS WOODTONES****COLORS:** WHITE, ALMOND, SANDSTONE, BROWN, BRONZE, GRAY, BLACK, GRAPHITE**WOODTONES:** WALNUT, DRIFTWOOD, MAHOGANY, CEDAR, DARK OAK, NATURAL OAK, CARBON OAK**TRACK**

- 12" radius bracket mount track
- Up to 8'0" height - 17 gauge 2" track
- Over 8'0" to 10'0" height - 16 gauge 2" track
- Over 10'0" - 14 gauge 2" track
- Vertical track to be bolted or riveted with track brackets
- Horizontal track to be reinforced with 14 gauge angle according to door size and weight.

**HARDWARE**

- Graduated hinges - 14 gauge
- Top fixtures - 14 gauge
- Bottom fixtures - 13 gauge
- Rollers – 10 Ball bearings with casehardened steel tire on a solid steel shaft

**WEATHER SEAL**

- Double contact vinyl floor seal full width of door.

**SPRING COUNTERBALANCE**

Torsion springs mounted on a cross header shaft supported by galvanized steel ball-bearing end plates and center bracket[s]. Springs are custom designed for exact door weight, size, and trajectory according to current ANSI/DASMA 102 standards for a minimum of 10,000 cycles. Counterbalanced with galvanized aircraft quality cables secured to the bottom of the door.

**STRUTTING**

Galvanized struts provided according to door size and design.

**GLAZING**

- 1/2" Insulated<sup>†</sup>: Plain [DSB], Obscure, Tinted, Rain Glass, Frosted
- 1/2" Insulated Designer: Newport, Temple, Florence

**FRAMING / INSTALLATION**

Torsion spring mounting pads, jamb plates, header plates and associated track system hangers shall be furnished by other than C.H.I. All installation quality and workmanship is responsibility of Contractor and is to be executed in accordance with C.H.I. installation instructions, local and state building codes and work site safety regulations.

<sup>1</sup> Compliance with the DASMA Thermal Performance Program.<sup>†</sup> Available in tempered.