




27 GA - **SKYLINE FLUSH** SANDWICH DOORS / POLYSTYRENE INSULATED**Model 2127**

Short Windows

**Model 2147**

Long & StyleLite Windows

**Model 2157**

Oversized Windows

chiohd.com1485 Sunrise Dr.
Arthur, IL 61911
(800) 677-2650**STANDARD FEATURES**

- 27 gauge interior/exterior face, woodgrain embossed steel.
- 2" thick sections
- Tongue and groove section joints
- 18", 21", and 24" section heights
- 1-13/16" CFC free polystyrene insulation
- R-Value = 10.29
- Center stile in top section
- End and center stiles: 20 ga
- No lock standard

PRE-FINISHED COLORS & ACCENTS WOODTONES

COLORS: WHITE, ALMOND, SANDSTONE, BROWN, BRONZE, GRAY, BLACK, GRAPHITE

WOODTONES: WALNUT, DRIFTWOOD, MAHOGANY, CEDAR, DARK OAK, NATURAL OAK, CARBON OAK

TRACK

- 15" radius bracket mount track
- Up to 8'0" height - 17 gauge 2" track
- Over 8'0" to 10'0" height - 16 gauge 2" track
- Over 10'0" - 14 gauge 2" track
- Vertical track to be bolted or riveted with track brackets
- Horizontal track to be reinforced with 14 gauge angle according to door size and weight.

HARDWARE

- Graduated hinges - 16 gauge
- Top fixtures - 14 gauge
- Bottom fixtures - 13 gauge
- Medium Duty hardware through 8' high - Nylon tires on a solid steel shaft
- Heavy Hardware over 8' high - 14 gauge hinges 10 ball bearings with case hardened steel tire on a solid shaft

WEATHER SEAL

- Double contact vinyl floor seal full width of door.

SPRING COUNTERBALANCE

Torsion springs mounted on a cross header shaft supported by galvanized steel ball-bearing end plates and center bracket[s]. Springs are custom designed for exact door weight, size, and trajectory according to current ANSI/DASMA 102 standards for a minimum of 10,000 cycles. Counterbalanced with galvanized aircraft quality cables secured to the bottom of the door.

STRUTTING

Galvanized struts provided according to door size and design.

GLAZING

- 1/8" Single Pane†: Plain [DSB], Obscure, Tinted, Rain Glass, Polycarbonate, Frosted
- 1/2" Insulated†: Plain [DSB], Obscure, Tinted, Rain Glass, Frosted
- 1/2" Insulated Designer: Newport, Temple, Florence

FRAMING / INSTALLATION

Torsion spring mounting pads, jamb plates, header plates and associated track system hangers shall be furnished by other than C.H.I. All installation quality and workmanship is responsibility of Contractor and is to be executed in accordance with C.H.I. installation instructions, local and state building codes and work site safety regulations.

† Available in tempered.